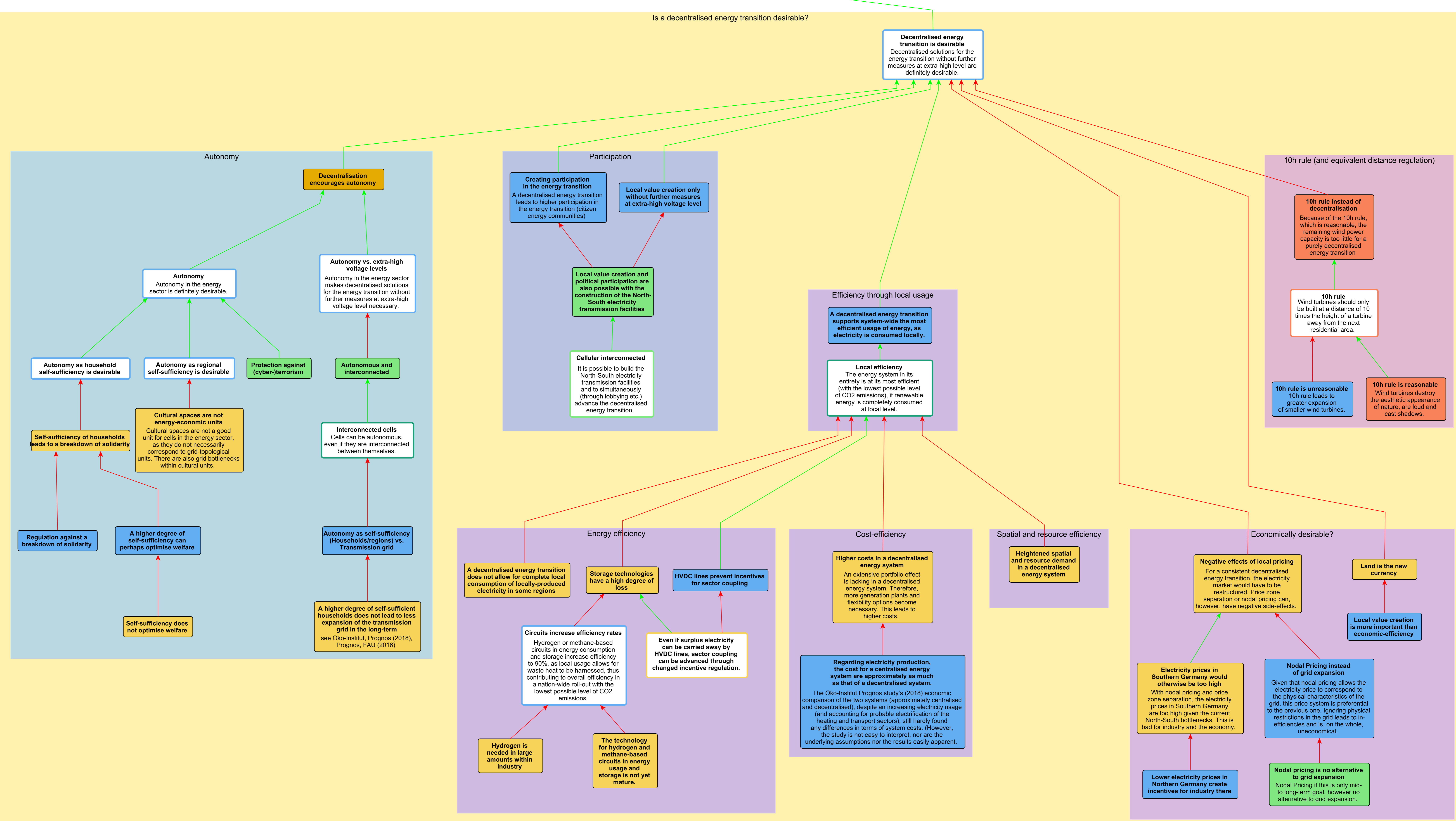
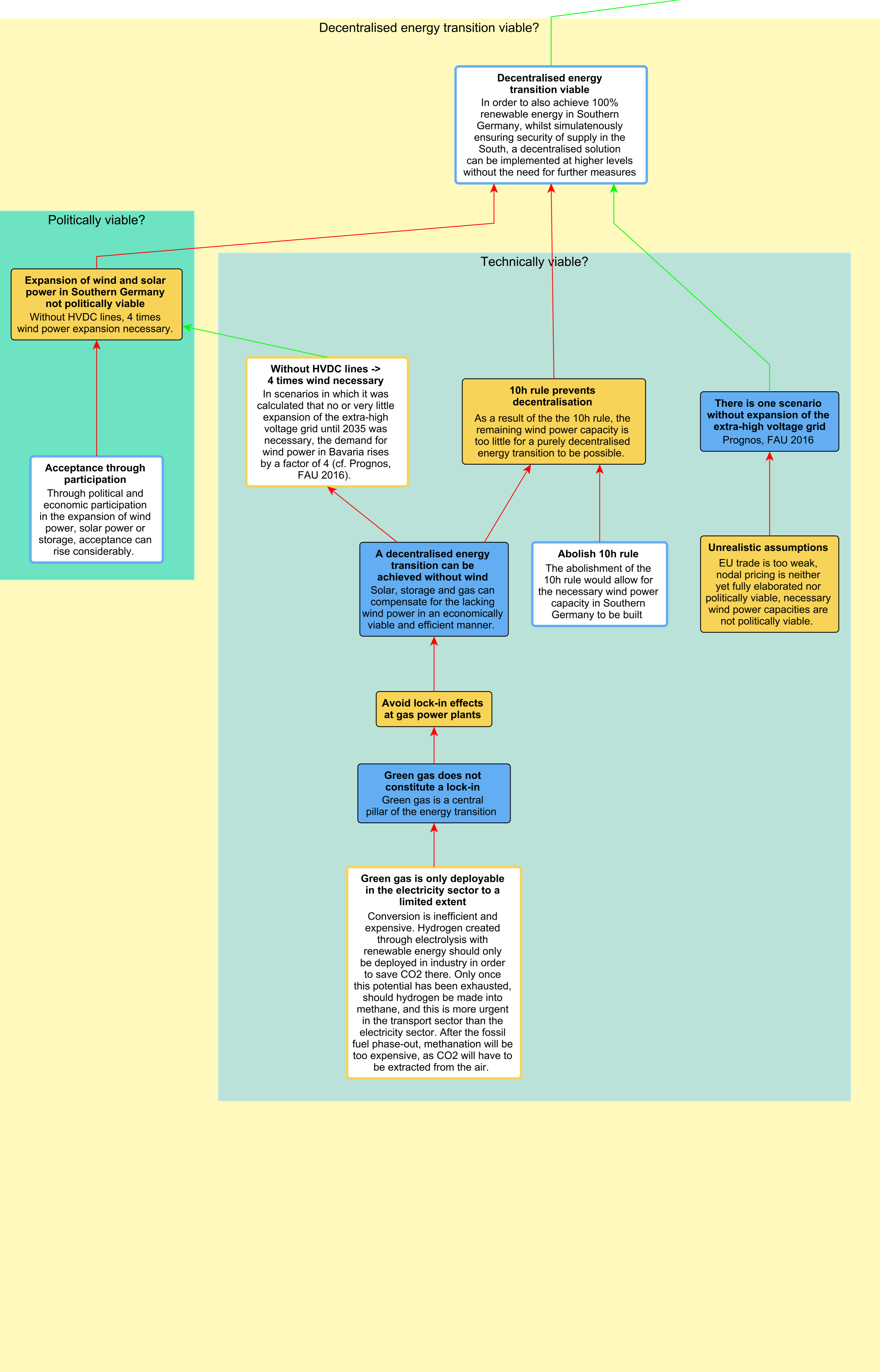


Legend table with columns Thesis and Statement, and rows for Argument, Attack, Support, Positions.

- Literature list including IFO Institut (2018), Decentralisierter Energieerzeugung versus Netzbaubau, and Oeko-Institut (2018).



Argumentation map:

The expansion of extra-high voltage direct current transmission lines (HVDC)

Subject

The argumentation map deals with the currently planned extra-high voltage direct current transmission lines (HVDC) in Germany and, in particular, with the debate as to whether/why HVDCs should be built or not. In this respect, it aims to serve as a clear representation of the various and complex topical arguments and theses, without evaluating them.

Objective and content



The map is intended to provide as comprehensive and orderly an overview of the debate as possible. It enables the linking-up of otherwise parallel debates: Political arguments, as well as scientific and civil society arguments are presented and existing content-related connections become visible. It contains arguments and theses from very different stakeholder groups, such as citizens' initiatives, politicians, network operators and scientists.

Individual arguments are clearly ordered according to their relation to other arguments and theses, so that their role in a debate becomes clear. Arguments can support or counter other arguments. In addition, arguments are clustered into topic blocks, so that an overview of individual sub-topics of the debate is also possible. In the debate on the necessity of HVDC expansion, these include, for example, arguments on nature and landscape conservation, the network development plan, intra-EU trade and the decentralised energy transition.








The map as a living document

The map is the result of many stakeholder dialogues under the Germanwatch/Renewables Grid Initiative project '[Debatte Stromnetze gestalten](#)'/'[Shaping the Grid-Debate](#)' and of a scientific literature review. It is therefore a living document which can be added to and rearranged at any time. Feedback is always welcome. If you feel that something is represented incorrectly or that an argument is missing, please write to david.frank@germanwatch.org.

Reading aid

The central thesis "HVDC expansion: the planned HVDCs should be built" is in the middle of the map and forms the starting point of the debate. From here, the debate branches out. The map is therefore to be read in the direction opposite to that of the arrows. The arrows represent supporting and counter-arguments. The red arrows  indicate that one argument is attacking another, i.e. claiming that an assumption/premise in that argument is not correct. The green arrows  represent an argument supporting another, indicating reasons why the assumptions in that argument are correct.

Legend

<i>Thesis</i>	Statement	
<i>Argument</i>	Reasoning of an argument	
<hr/>		
<i>Attack</i>	Contradiction of an argument or thesis	
<i>Support</i>	Affirmation of an argument or thesis	
<hr/>		
<i>Positions</i>	Clear supporters of HVDC lines	
	"Purely decentralised" energy transition	
	"Cellular interconnected" approach	
	Other positions	